



Toolbox Refresh:

# How Comprehensive Screening Supports Every Student

PRESENTED BY:

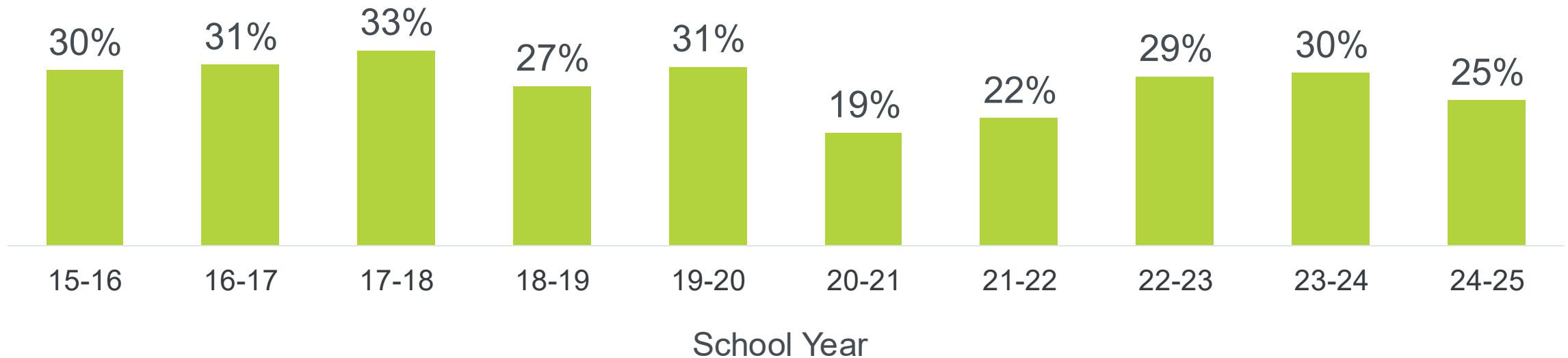
Carlos Romero, CEO

Eliza Gardiner, Senior Evaluator

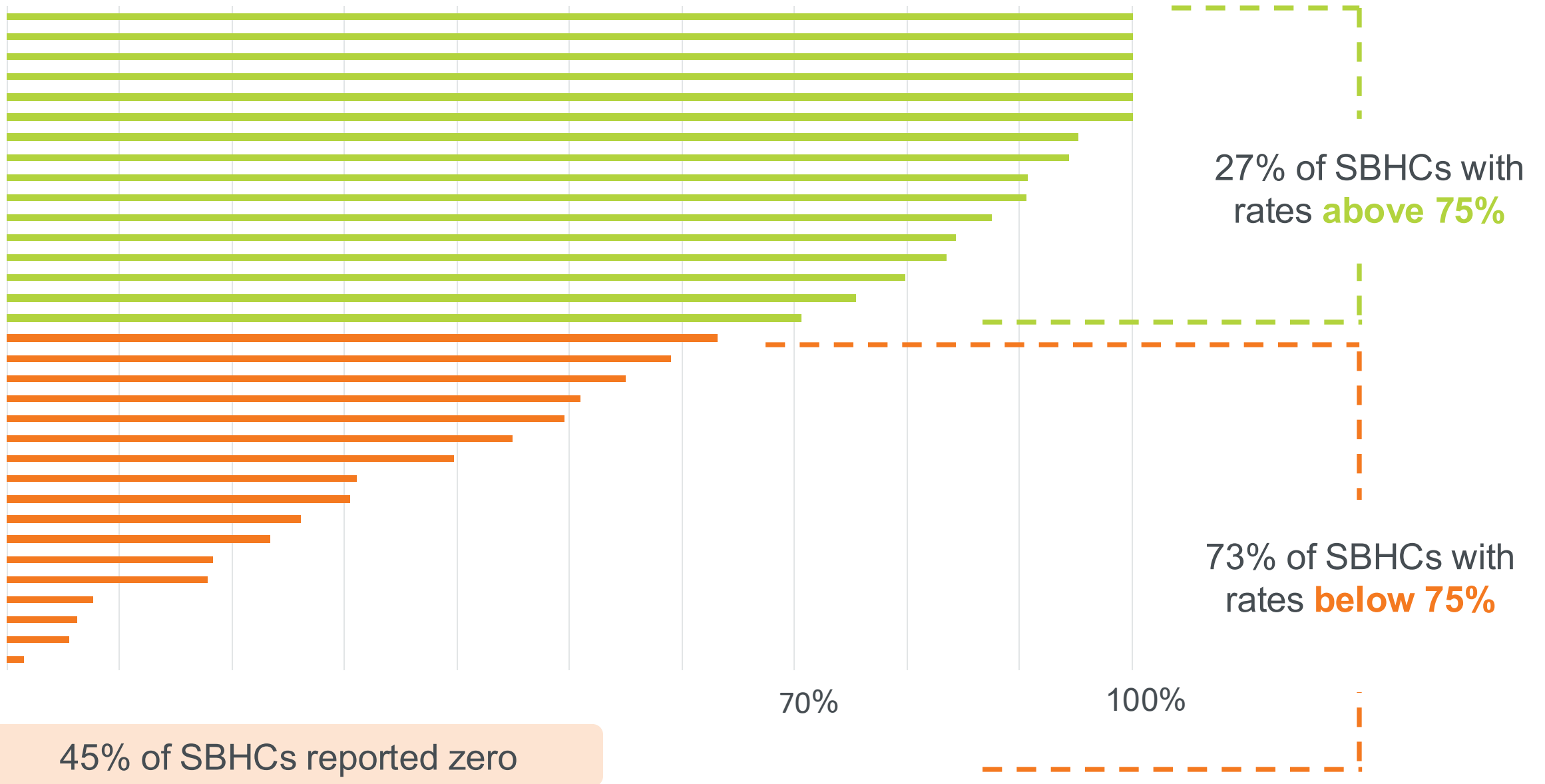
# Statewide Comprehensive Screening Rate

State Goal - 75%

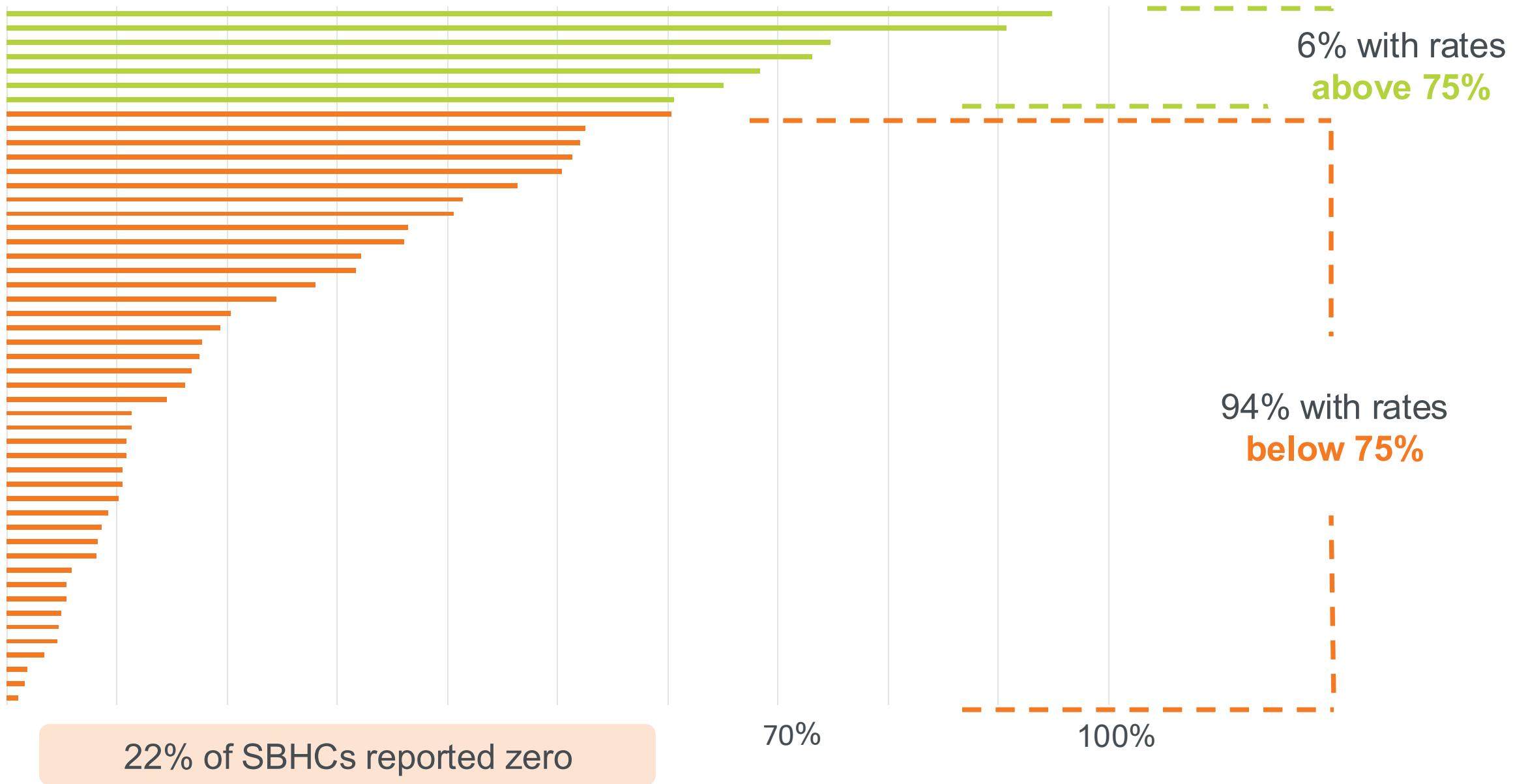
Individual SBHC screening rates range from 0% to over 90% in any given year.



# 2015 – 2016 SBHC JH Screening Rates



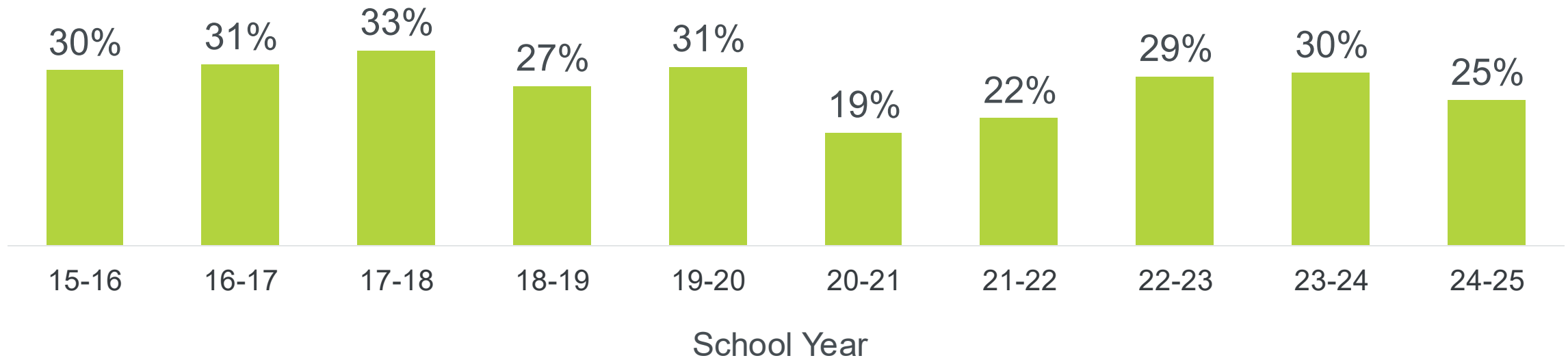
# 2024 – 2025 SBHC JH Screening Rates



# Statewide Comprehensive Screening Rate

State Goal - 75%


Individual SBHC screening rates range from 0% to over 90% in any given year.



# Agenda



Benefits of universal comprehensive screening (UCS)



Challenges to implementing comprehensive screening



Activity



Next Steps

# Universal Comprehensive Screening is Key to:

- Prevention
- Early Intervention
- Stigma Reduction
- Supports Whole-child Framework

**School-based screening is one of the top recommendations from the (former) Surgeon General to identify needs.**



As an SBHC, what are the benefits of comprehensive screening you have experienced in practice?



Approach to  
Patient Care



Successful  
Patient  
Outcomes



SBHC  
Structure and  
Activities



Care  
Coordination  
and Billing  
Opportunities



Other Areas  
of Impact

# Additional Benefits of UCS and Shared Screening Data



Supports the model of comprehensive and integrated care



Indicator of prevention and early identification efforts



Data informs SDOH-related needs and referral systems



Population-level care and QI at local and state-levels





# Health Behavior Risk Screening App

Universal. Comprehensive. Designed to enhance communication.

Asking about sexual behavior can be challenging - so can discussing other important health-related issues like safety and trauma; anxiety and depression; and alcohol and drugs. Just Health's algorithms help navigate the tough questions and provide guidance for a richer conversation around health. Just Health aims to improve education, prevention, early diagnosis, and treatment.

- User-friendly interface with skip logic
- Instant Individual Alert Reports
- Population-Level Aggregate Reports
- Focus on Intersectionality
- Clinical Guidance
- Counseling Messages
- Cross-Platform
- EHR Interoperability
- **Telehealth Enabled**

[www.justhealth.org](http://www.justhealth.org)



## More communication. Less stigma.

Just Health reveals risks that cut across many health domains, including safety, trauma, substance use, anxiety, eating, depression, and sex.

**Built on evidence-based tools and practices**

- HEADSSS
- ACES
- PHQ-9
- GAD-7
- CRAFFT 2.0
- CDC Sexual History Recommendations



Just Health isn't a substitute for the conversation - it's a bridge to it.



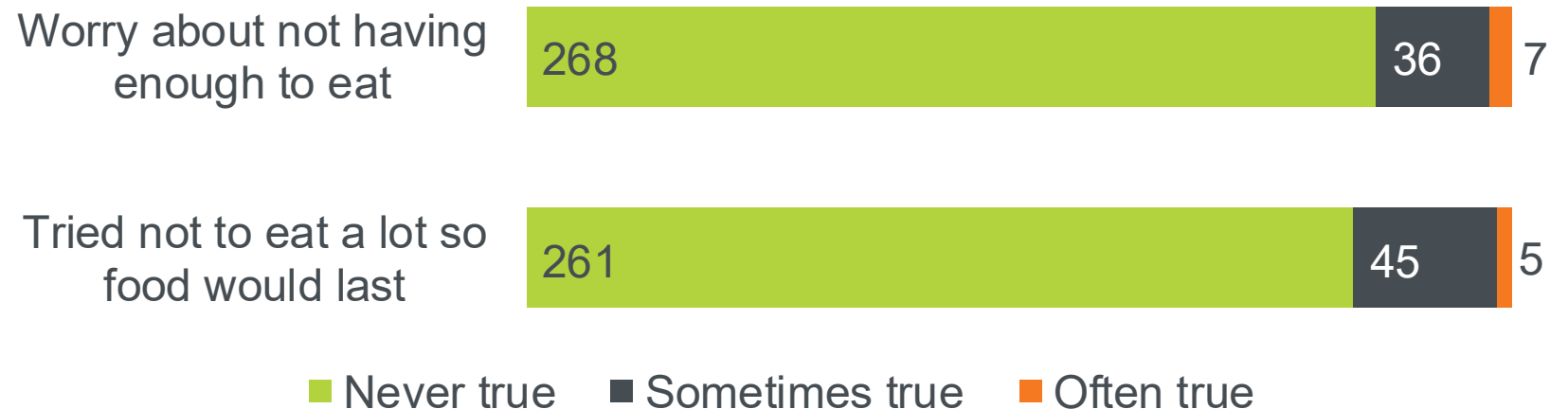
# 2024-2025 Adolescent Just Health Report



## Sample of Just Health Question and Response

- I worried about not having enough to eat. **Often True**
- I tried not to eat a lot so that our food would last. **Sometimes True**

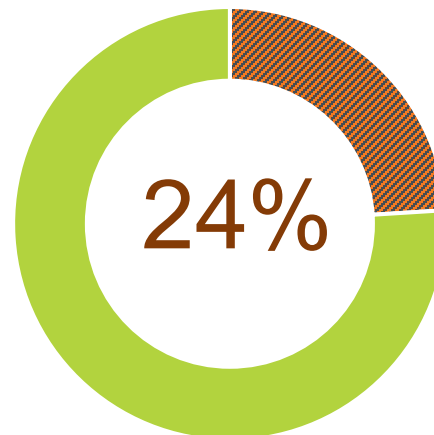
## Sample of SBHC-level Aggregate Result



# 2024-2025 Adolescent Just Health Report



## Sample of state-level Aggregate

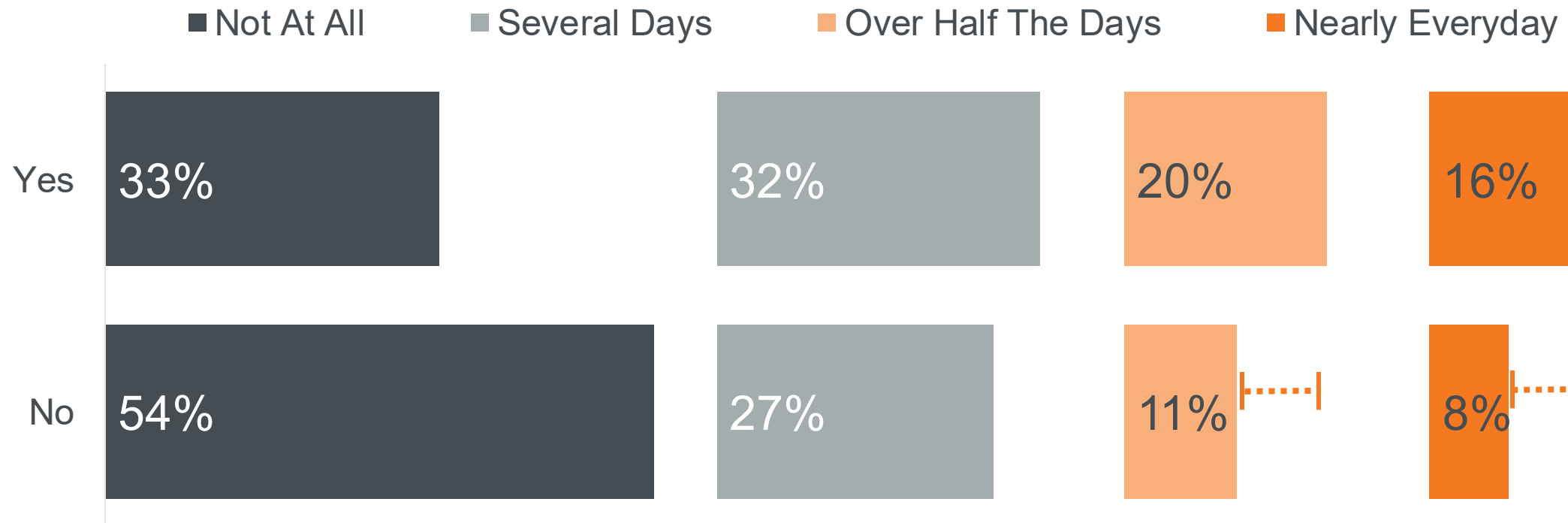


24% of students screened report some amount of food insecurity.

# 2024-2025 Just Health Report



Students who report some amount of food insecurity (“Yes”) feel nervous, anxious, or on edge more frequently.



# Restraining Factors



Time



User friendliness of the tool itself



Clinical Workflow (including telehealth)



Technology issues



Confidential services



Duplicative of other screening tools



Patient factors (age, etc.)



Other?

# Table Activity

- Gather with some team members of your SBHC
- Follow the activities found at your table
- Take back to your SBHC to continue the conversation

**SBHC Provider Team Activity: Integrating Universal Comprehensive Screening**

**Purpose:**  
To identify practical ways to increase the number of students who complete **universal comprehensive screening** by examining how screening fits within the visit process and how to adapt it for different students. This exercise can also help you reflect on and document aspects of your process that are already supporting a strong screening workflow.

**Overview**

Activity	Time	Goal
Activity 1: Map the Patient's Visit Journey	8 min	Identify the steps of a student visit and where screening currently occurs.
Activity 2: Where Can Screening Fit?	7 min	Find missed opportunities and new touchpoints for screening.
Activity 3: Scenarios Discussion	10 min	Discuss how screening might look for different scenarios.
Activity 4: Action Step	5 min	Commit to an action step.

**Activity 1: Map the SBHC Visit Journey from a Patient's Point of View (8 min)**  
If helpful, use the blank space on the next page to visually represent the visit journeys.

**A. Walk-In Visit Steps**  
List each step the student patient experiences of a typical walk-in visit (e.g., check-in → to visit → to check-out → to follow-up).

**B. Scheduled Visit Steps**  
List each step the student patient experiences of a typical scheduled visit from (e.g., starting with scheduling).

**C. Screening**  
Note when and how screening currently happens, if at all. In your response, include Just Health and/or any other screening tool being used.

# Moving Forward



Promote the practice



Explore data flows if using other tools



SCHOOL-BASED  
HEALTH ALLIANCE  
Redefining Health for Kids and Teens

[Caring for the Whole Person: SBIRT and Comprehensive Screening](#)

# How to Reach Us



Reach out to our Customer Support team at [support@apexeval.org](mailto:support@apexeval.org)



Access the Support Portal at [www.apexeval.org/support](http://www.apexeval.org/support)



Visit us at our booth in the lobby for more information



Tell us what you think of

**just health**<sup>TM</sup>

